



League of Conservation Voters

Findings and Recommendations from a Poll of Likely Voters in Arizona Around Attitudes Toward Clean Energy in the American Jobs Plan

June 2021

SURVEY METHODOLOGY

Survey Methodology



ALG Research conducted a survey of likely 2022 general election voters in Arizona.



The survey consisted of N=800 total respondents reached via phone and text-to-web interviews. Interviews were conducted in English and Spanish.



Interviews were conducted June 3-8, 2021.

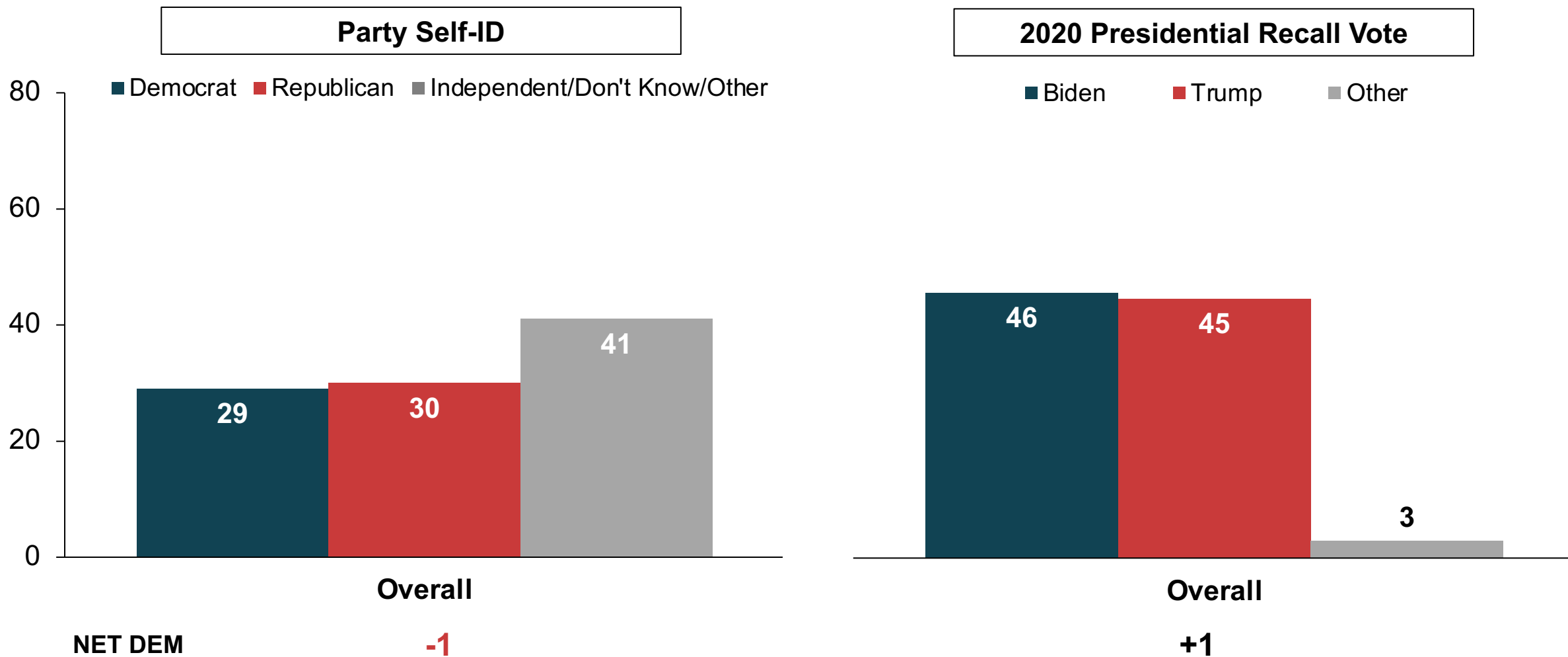


The margin of error for the sample is +/- 3.5% at the 95% level of confidence. The margin of error for subgroups varies and is higher.

POLITICAL LANDSCAPE

A plurality of voters (41%) in Arizona identify as Independent while Democrats and Republicans are evenly split.

Voters' Presidential recall matches the politically divided nature of the state.

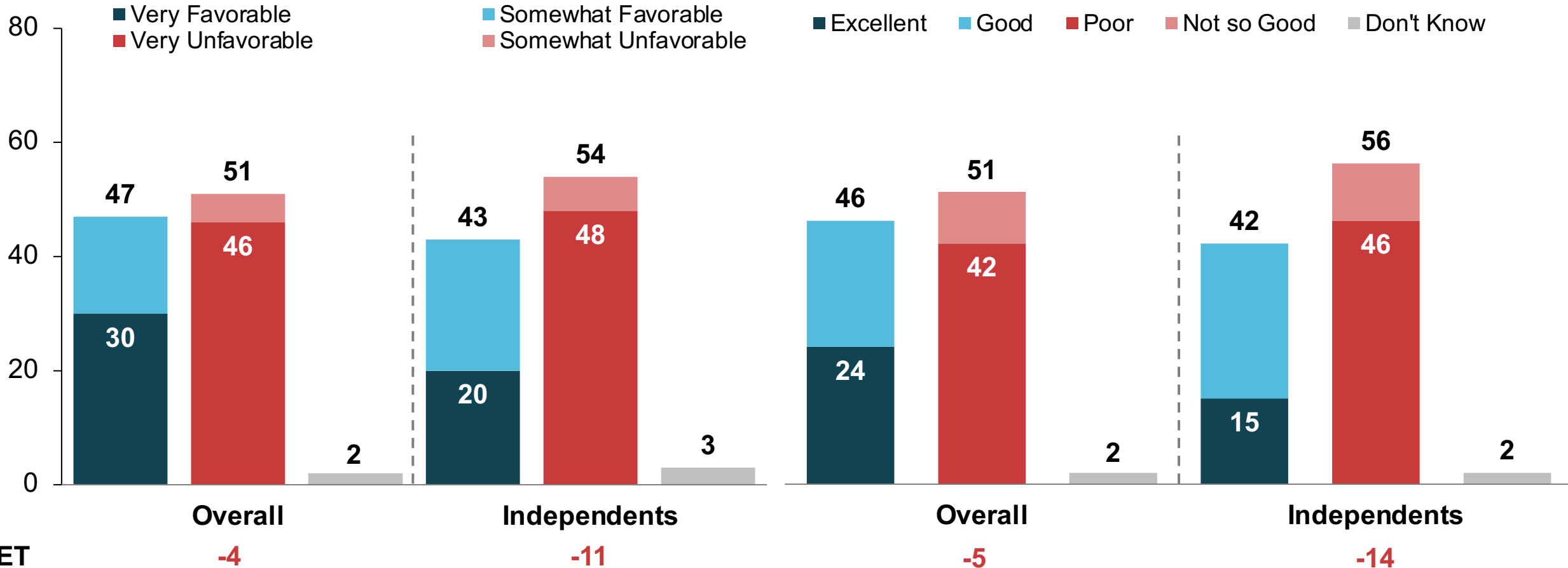


Biden is underwater with his favorability.

Both Biden's popularity and job rating are underwater with Independent voters.

Biden Popularity

Biden Job Rating



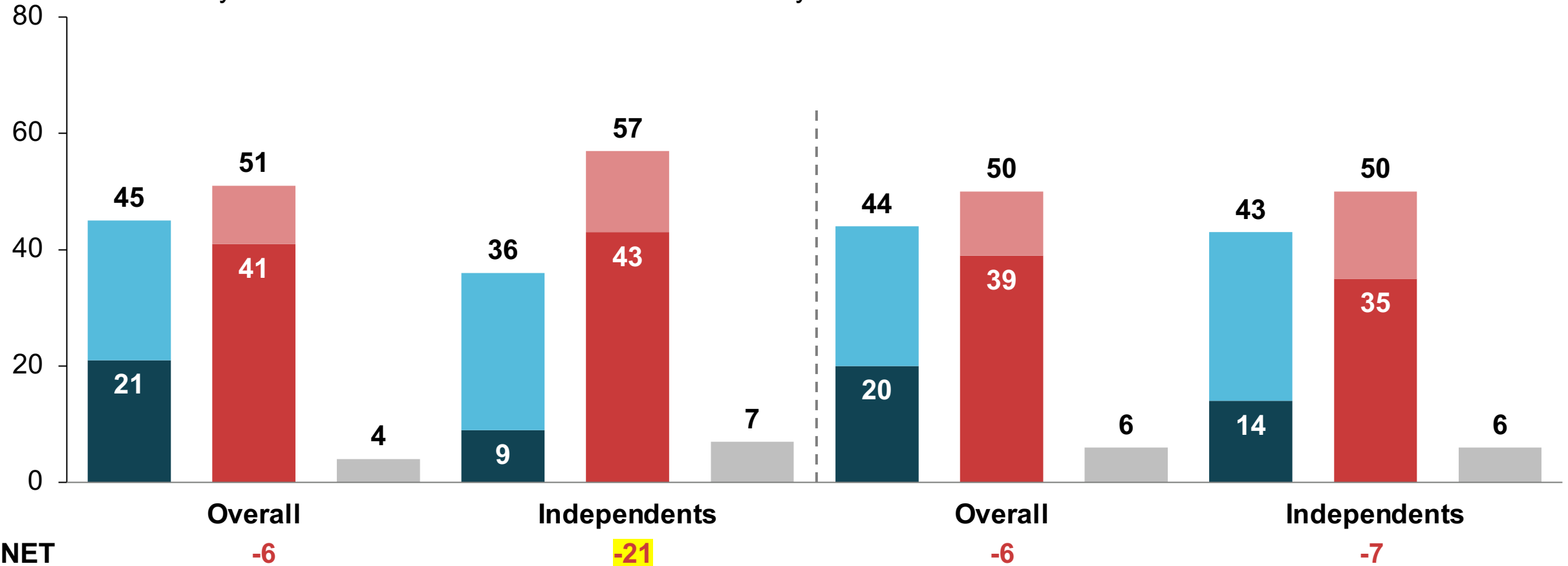
Both Democrats and Republicans are underwater with their net favorable ratings at -6.

Independent voters are more negative toward Democrats than Republicans.

Democrats in the Senate

Republicans in the Senate

■ Very Favorable ■ Somewhat Favorable ■ Very Unfavorable ■ Somewhat Unfavorable ■ Can't Rate



Senator Kelly has a net positive favorability and job rating and has particularly strong numbers with Hispanic voters.

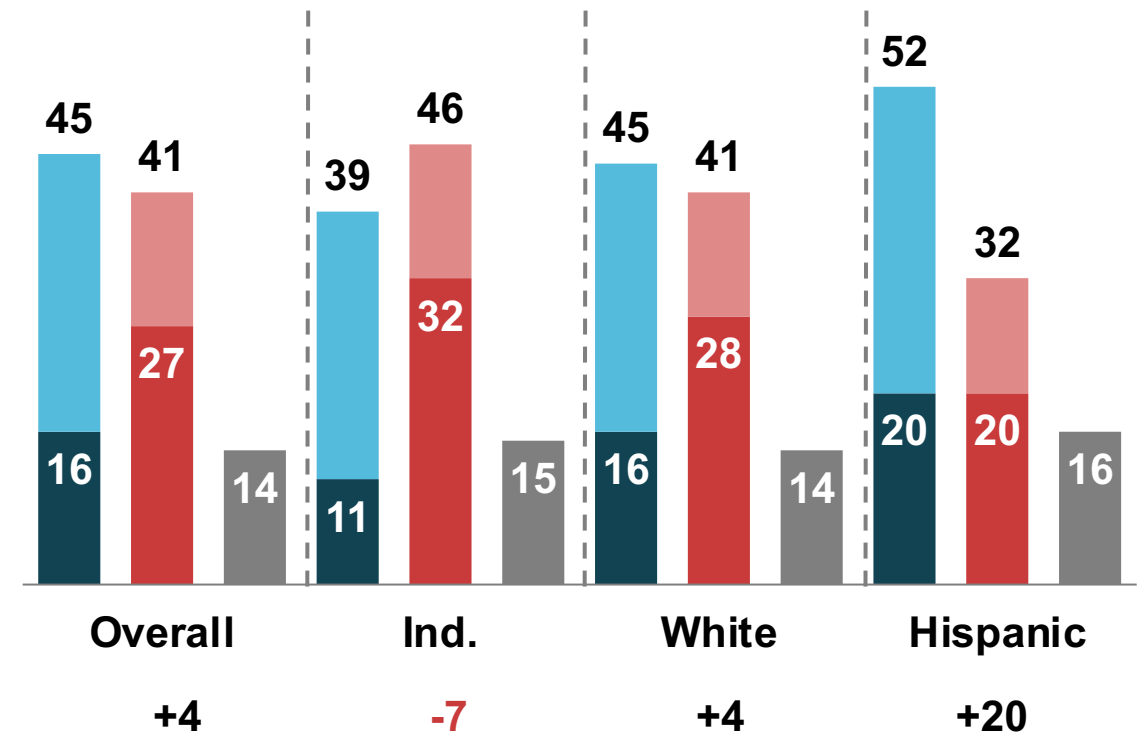
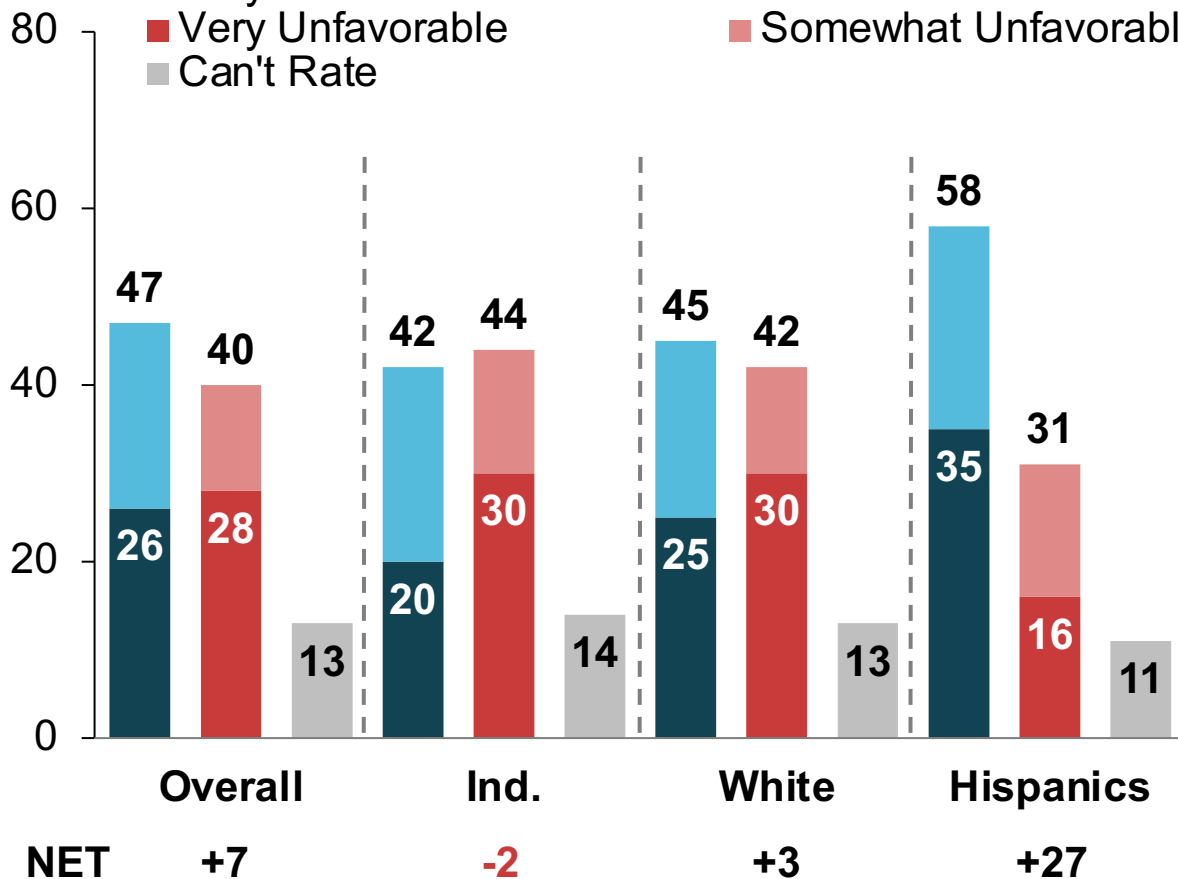
Although he is still underwater with self-identified Independents, he overperforms Biden's margin by 19 points.

Kelly Popularity

Kelly Job Rating

■ Very Favorable ■ Somewhat Favorable
■ Very Unfavorable ■ Somewhat Unfavorable
■ Can't Rate

■ Excellent ■ Good ■ Poor ■ Not so Good ■ Don't Know

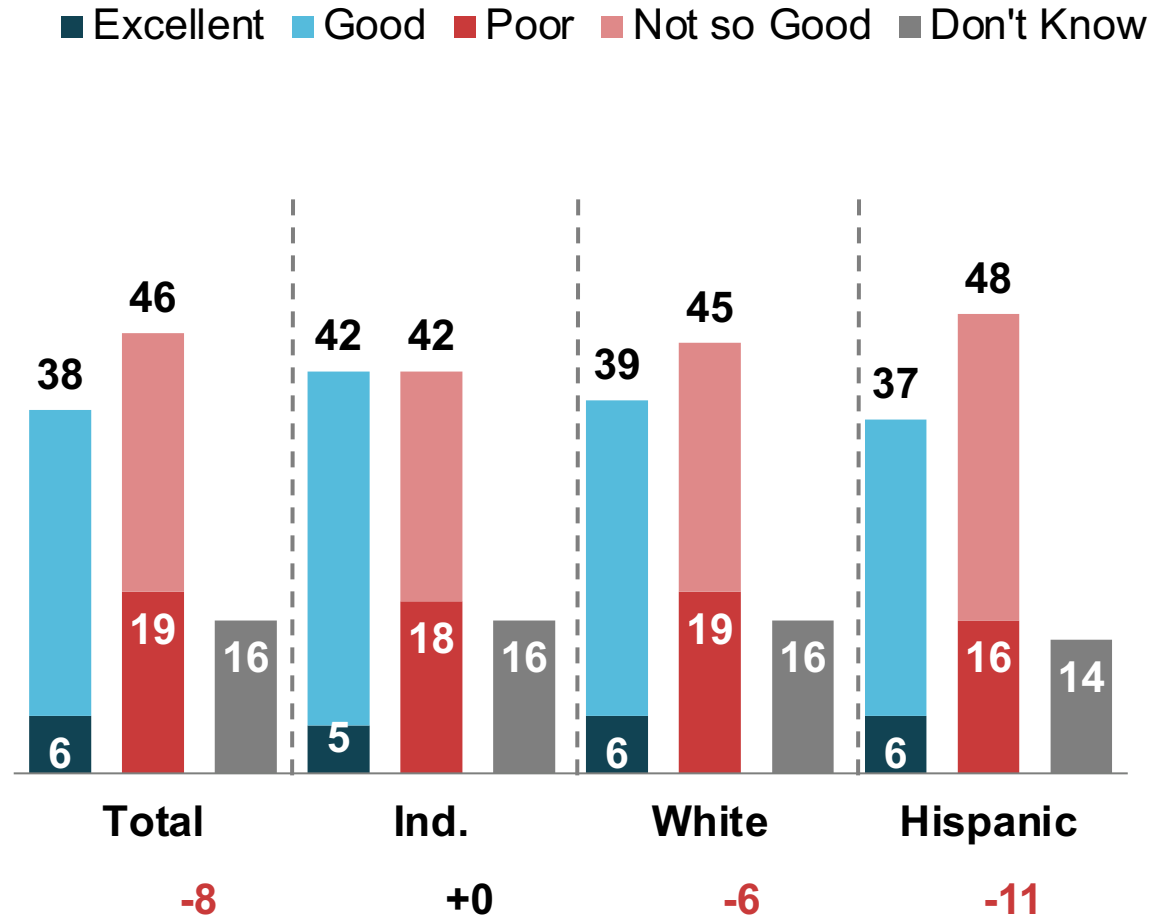
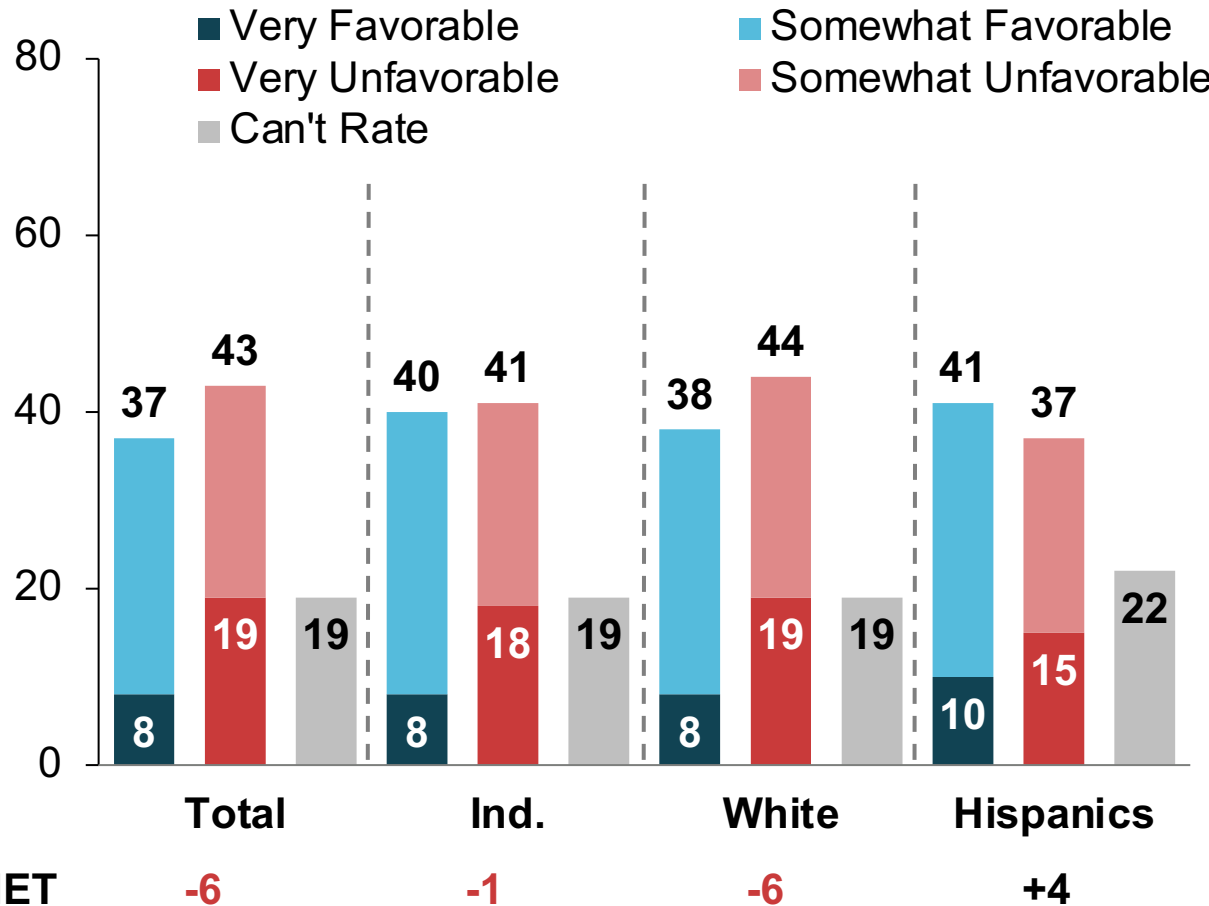


Senator Sinema has a negative favorability and job rating but overperforms both Biden and Kelly with Independents.

Her favorability is considerable softer than Kelly's as well, with just 27% of voters holding firm views of her.

Sinema Popularity

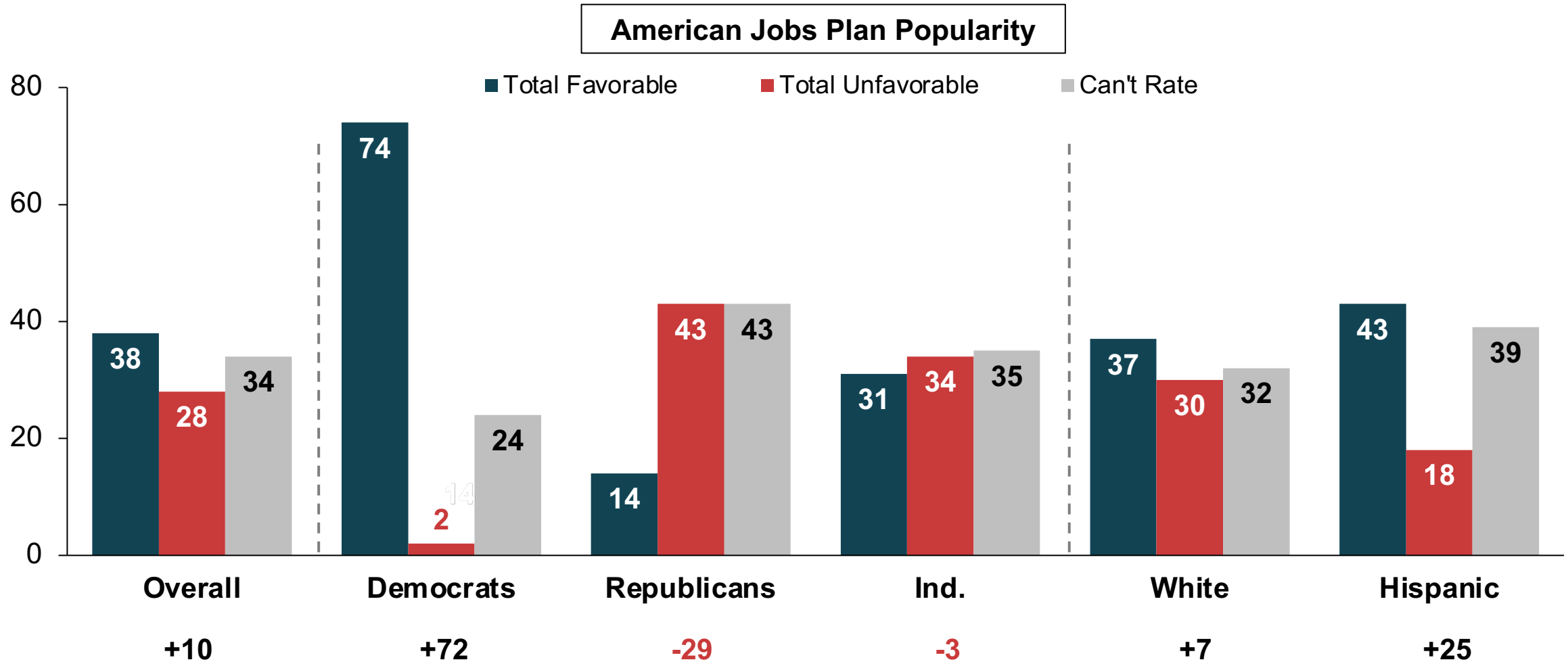
Sinema Job Rating



AMERICAN JOBS PLAN

The American Jobs Plan holds a modest net favorability rating, but over a third of voters, including Independents, can't rate it.

There is near unanimous support among Democrats, and some potentially persuadable Republicans.

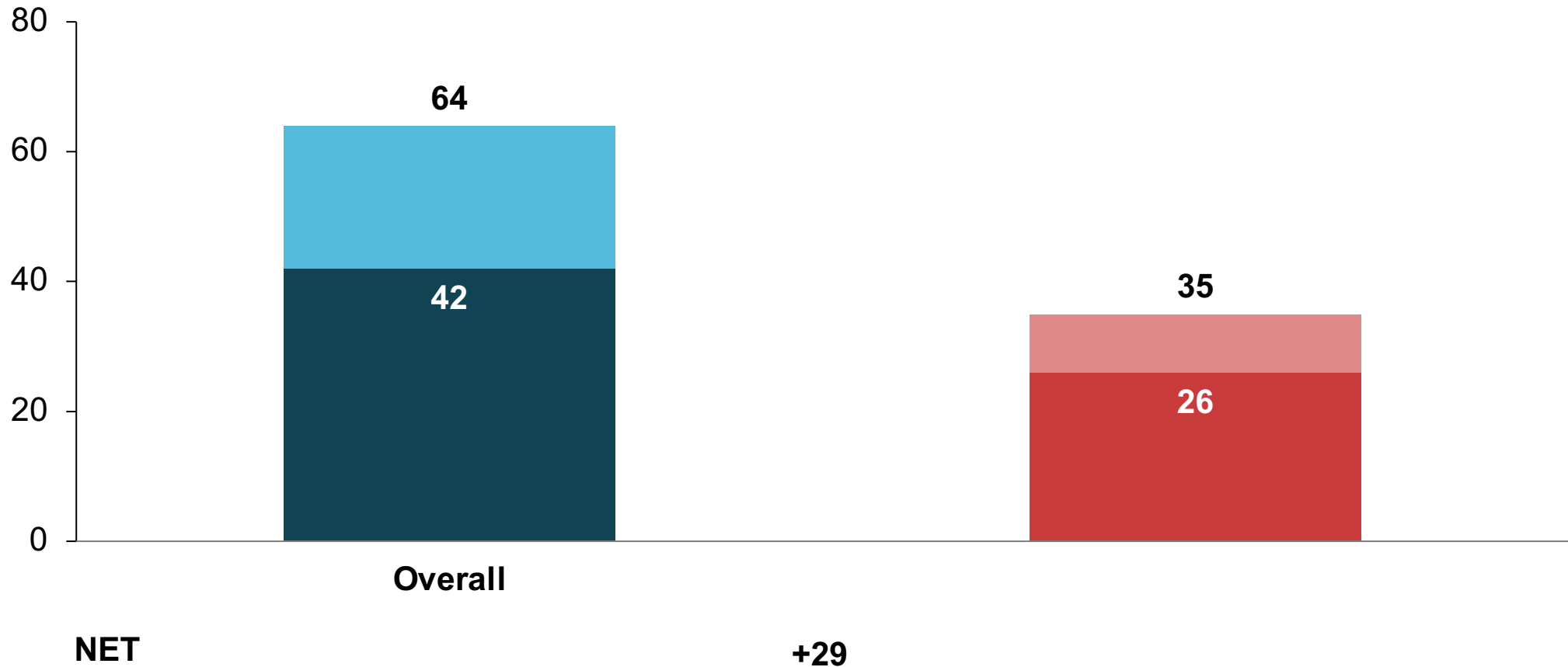


After voters were given a brief overview of the American Jobs Plan, they supported the bill by a nearly 20-point margin.

65% of the voters who previously couldn't rate the package moved to supporting it following the statement.

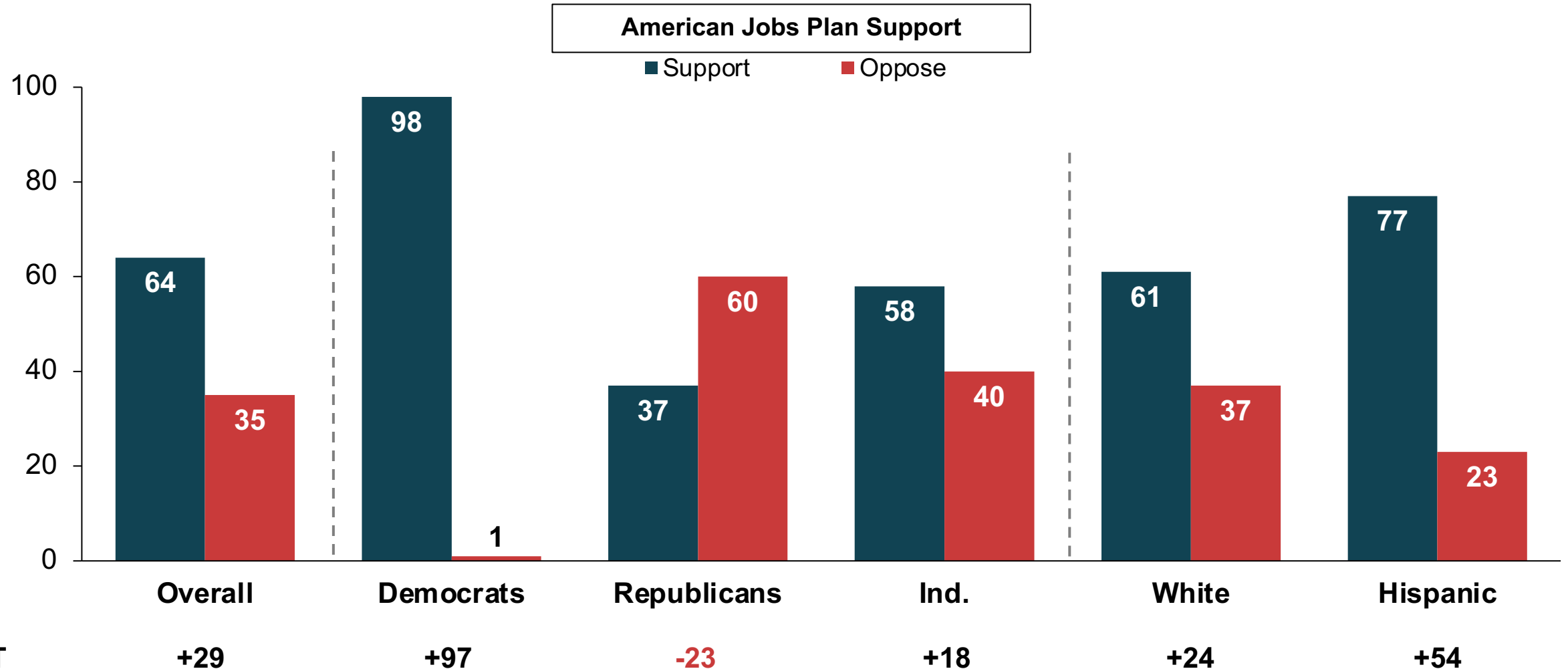
*The American Jobs Plan would invest \$2.2 trillion over 8 years in fixing our infrastructure, including critical road and bridge repairs and replacing lead pipes to ensure our drinking water is clean and safe; rebuilding American manufacturing; and expanding the **development of clean energy such as solar and wind power.***

■ Strongly Support ■ Somewhat Support ■ Strongly Oppose ■ Somewhat Oppose

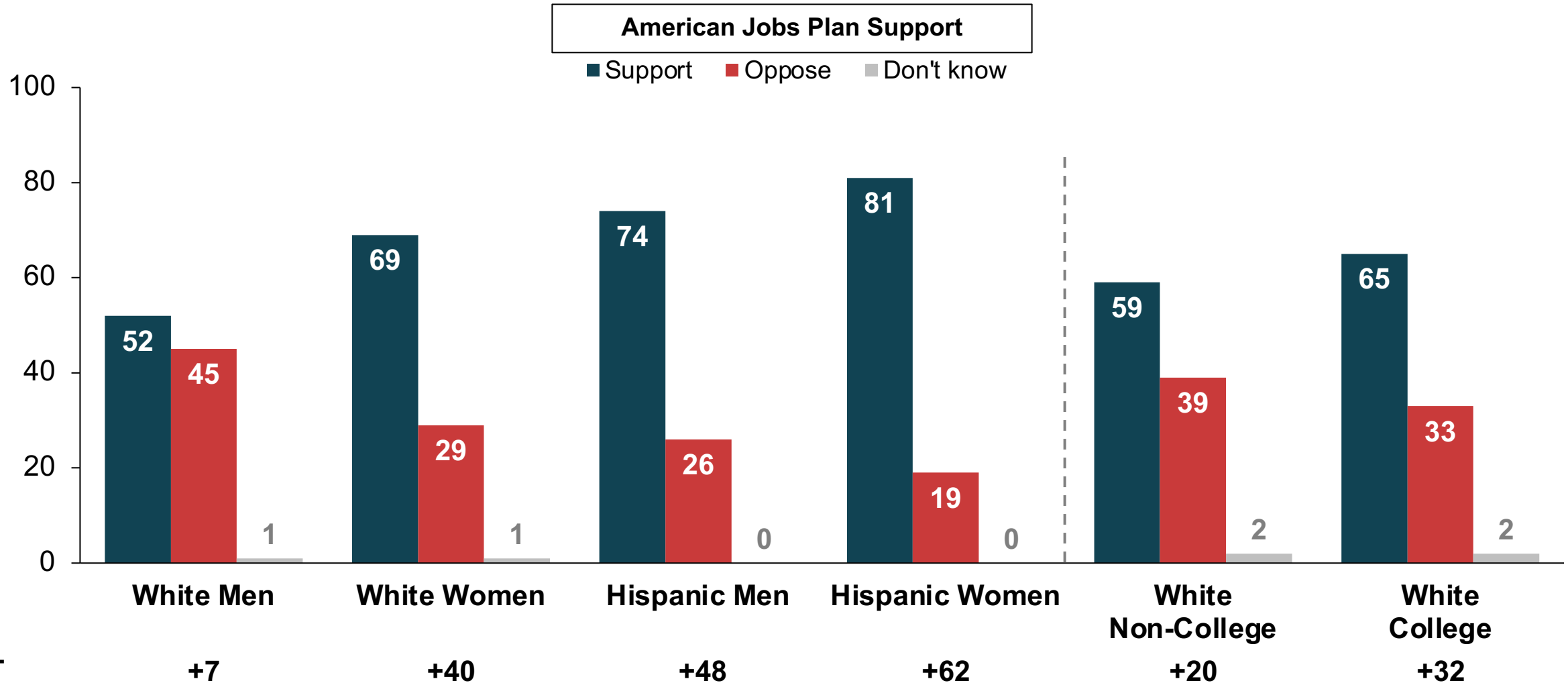


After the description, the American Jobs Plan has broad support, with the exception of Republicans.

It's notable that more than one-in-three Republicans support the bill.

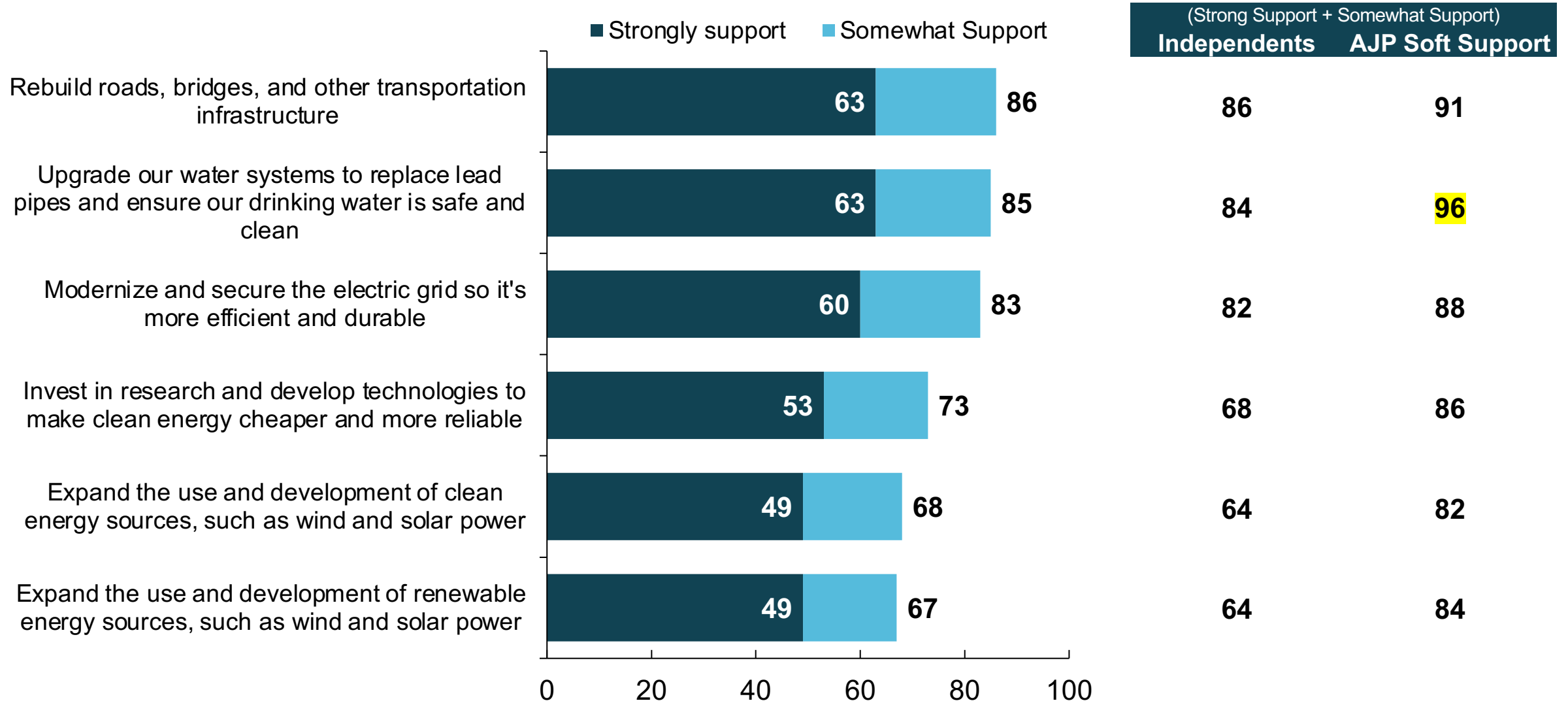


The American Jobs Plan has support across race and educational attainment with it being particularly popular with Hispanic women.



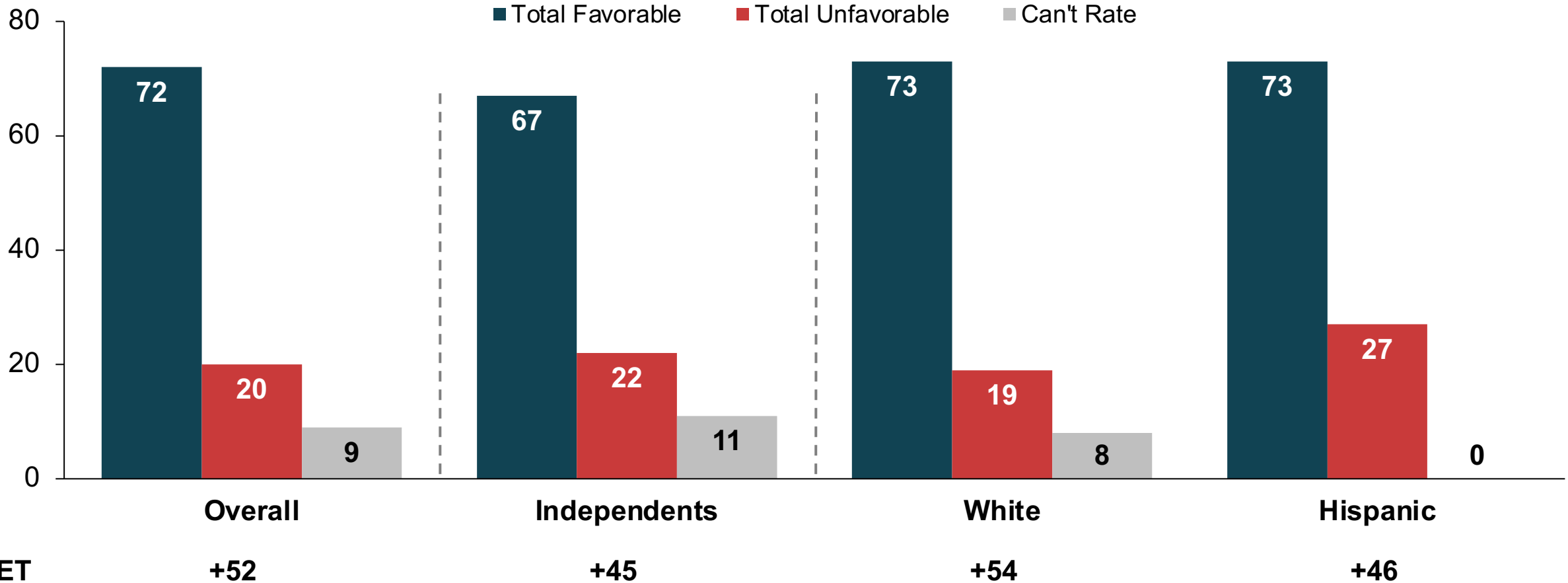
Upgrading infrastructure (transportation, water, and electrical) is the most supported element of the proposal.

Upgrading waters systems resonates most with soft supporters while rebuilding our infrastructure is appealing to Independents.



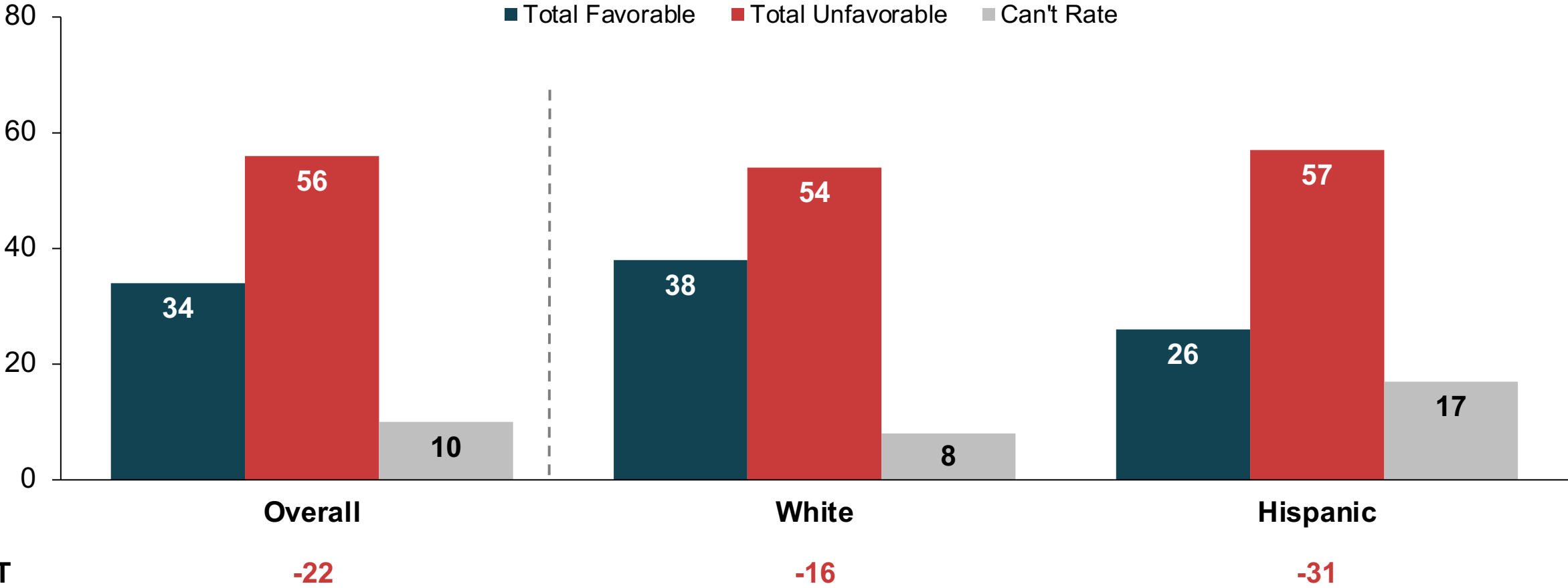
Clean energy has net favorable ratings exceeding +50.

Clean Energy Popularity



Big oil companies are unpopular in the state.

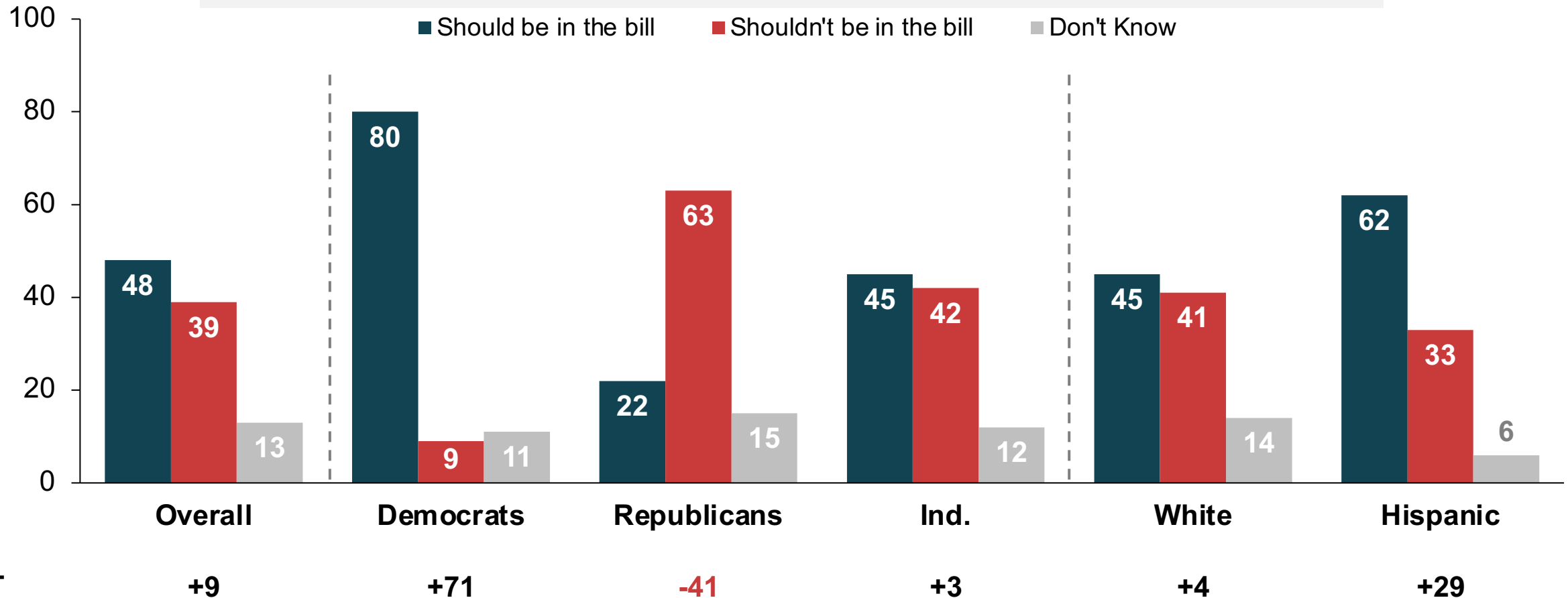
Big Oil Companies Popularity



A plurality of voters think clean energy job investments should be in the package, but this sentiment is primarily driven by Democrats.

Republicans oppose these investments being in the bill.

Some people have proposed that the plan you just learned about eliminate the clean energy jobs investments, like jobs upgrading our water systems and building new wind and solar power sources. From what you know, do you think those clean energy jobs investments SHOULD be in the bill, or SHOULD NOT be in the bill?



MESSAGING

The most convincing messaging lines up with voters' more desirable policy element – rebuilding infrastructure.

Health and creating good jobs for people without college degrees are effective messages (health is particularly effective with Hispanic voters).

Most Convincing Policy Proposals	Overall	White	Hispanic	Ind.	AJP Soft Support
<p>[INFRASTRUCTURE] The American Jobs Plan will rebuild our nation's crumbling roads and bridges and invest in infrastructure for the future. This includes protecting our energy grid from hacking and security threats and updating our water systems so they're safe, clean, and protected from extreme weather and natural disasters such as wildfires and hurricanes</p>	43	41	52	40	37
<p>[HEALTH] Because of pollution, millions of Americans breathe unhealthy air that can lead to premature death, asthma, and other health conditions, and kids across the country still drink water polluted with lead, which is highly toxic for children. The American Jobs Plan reduces pollution with clean energy and makes Americans healthier by investing in cleaner vehicles, a cleaner electric grid, and replacing lead pipes so our water is safe and clean.</p>	40	38	50	33	29
<p>[GOOD JOBS FOR PEOPLE WITH NO COLLEGE EDUCATION] The American Jobs Plan will create millions of new jobs, and nearly 75% of them do not require a college degree. And the plan increases job and skills training so that any person has access to a good-paying job.</p>	37	38	40	30	25

Some targeted messaging to Hispanic voters on climate change could be effective.

Most Convincing Policy Proposals	Overall	White	Hispanic	Ind.	AJP Soft Support
[CREATES CLEAN ENERGY JOBS] The American Jobs Plan will create millions of good-paying clean energy jobs. By expanding the development of electric vehicles and clean energy sources, like wind and solar power, we can put Americans back to work rebuilding our energy, public transit, and water systems and make our economy stronger for the future.	34	30	46	27	23
[MANUFACTURING] The American Jobs Plan will rebuild American manufacturing for the future and create the next generation of good jobs here. It will modernize American factories to build more clean energy products and technology here in the U.S. so we can lead the world on clean energy jobs and innovation.	34	32	44	31	24
[CLIMATE CHANGE] The American Jobs Plan will make historic investments to take on climate change. It will expand the use and development of clean energy sources like wind and solar to power our country and establish the U.S. as a global leader in climate technology.	34	30	49	31	24
[RENEWABLE ENERGY] The American Jobs Plan will upgrade our electric systems so they can deliver clean, renewable energy and build new sources of solar and wind power. And it will invest in developing new renewable technologies, putting America on the path to generating 100% of electricity from clean energy sources by 2035.	32	32	33	24	20

Rebuilding our infrastructure with jobs that can be filled with non-college workers is the clear motivation for support.

Soft Democrats also care about fighting climate change, but job creation is equally as motivating.

Reason to support the American Jobs Plan	Overall	AJP Soft Support	Not So Strong Democrats	Independents
It will rebuild our critical infrastructure	19	24	19	20
Nearly 75% of new jobs created can be filled by workers with no college education	17	20	22	16
It will fight climate change	12	11	22	12
It will create millions of clean energy jobs	10	10	17	9
It will ensure our water is clean and safe	8	15	3	8
It will expand renewable energy	4	7	9	4

KEY FINDINGS AND RECOMMENDATIONS

Key Findings

- **Arizona retains its status as a battleground state heading into the 2022 cycle.** Republicans and Democrats are both disliked to similar degrees, but Independents show a slight lean toward Republicans.
- **The American Jobs Plan has overall support (64% support / 35% oppose) when voters are given a short description of what is included in the bill.**
- Individual components of the package are popular across the board, including among Independents, but **voters are particularly supportive of pieces of the plan that will upgrade infrastructure.**
- **Clean energy elements of the bill enjoy support from two-thirds of Arizonans.** By a nine-point margin, voters want to keep the clean energy components in the bill.
- The infrastructure investments and the fact that **75% of the jobs created will be for people without a college degree** are the strongest reasons to support the bill.