



AMERICANS' VIEWS TOWARD THE BUILD BACK BETTER RECONCILIATION ACT

*Key findings from a survey among voters in
five states, conducted September 2021
for Climate Power and LCV*

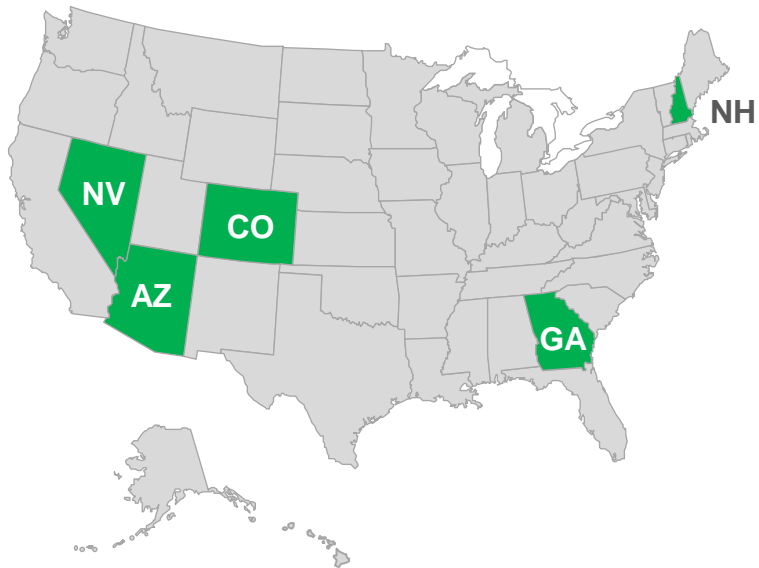
**CLIMATE
POWER**



HART
RESEARCH
ASSOCIATES

Methodology

- Approximately 300 interviews in each of five states



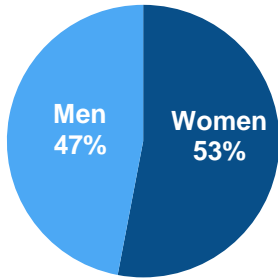
- Live interviews among registered voters, conducted by telephone
- Field dates September 9 to 13, 2021
- Margins of error:
 - Full sample (1,500) = ± 2.5 percentage points
 - Each state (300) = ± 5.7 percentage points
 - Tolerances vary among subgroups of the sample

Key Findings

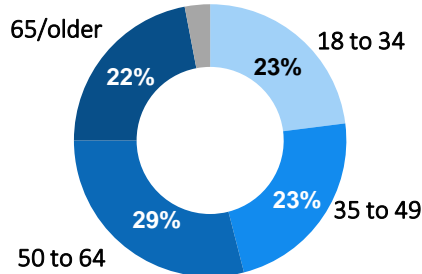
1. Significant majorities of voters across these five key states support the Build Back Better Act after hearing a brief description of it, including that it would cost \$3.5 trillion spread over 10 years.
2. Voters do not want to cut the cost and scope of the legislation: 59% say Congress should either keep the cost at the current proposed level or increase the cost so the legislation can do more.
3. The provisions of the legislation that address climate change and clean energy are important drivers of support for the legislation overall. 61% say that addressing climate change should be an important priority for the president and Congress, a reflection of the fact that large majorities say that climate change is a cause of extreme weather events.
4. Over 70% of voters favor these provisions of the bill:
 - Modernizing schools and other public buildings to make them more energy efficient, and providing incentives to improve the energy efficiency of homes and businesses
 - Providing tax incentives to make clean energy sources like wind and solar power widely available at lower costs
 - Rewarding electric utilities that generate more electricity every year from clean energy sources, like wind and solar
5. Advocates should continue to emphasize the benefits of the legislation in creating good-paying jobs and dealing with the threat of climate change. Among swing voters, two other messages are important to communicate about the legislation:
 - It will protect Americans' health by cutting dangerous and toxic pollution in our air and water.
 - It will lower utility bills and energy costs, making life more affordable for middle-class and working families.

Characteristics of the Sample

GENDER



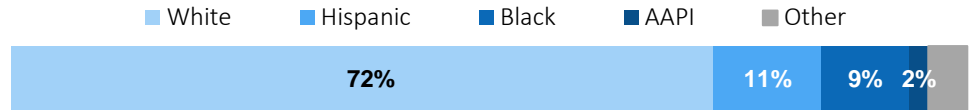
AGE



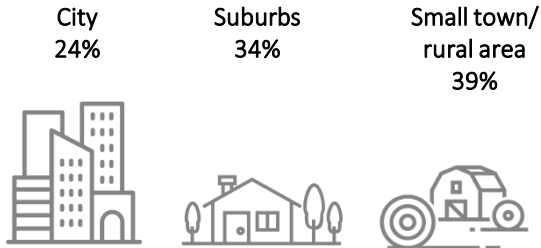
EDUCATION



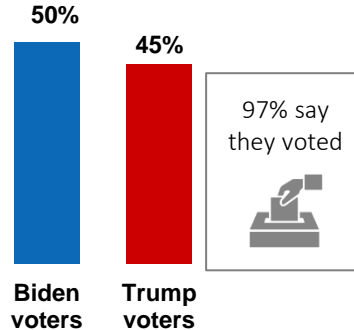
RACE



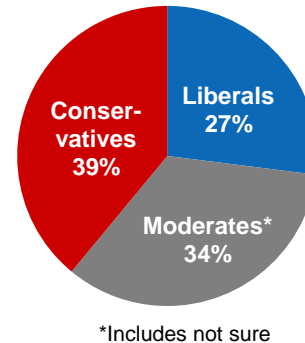
AREA TYPE



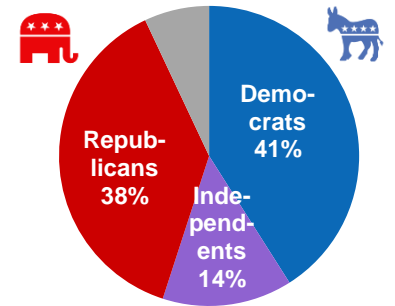
2020 PRESIDENTIAL



IDEOLOGY



PARTY ID



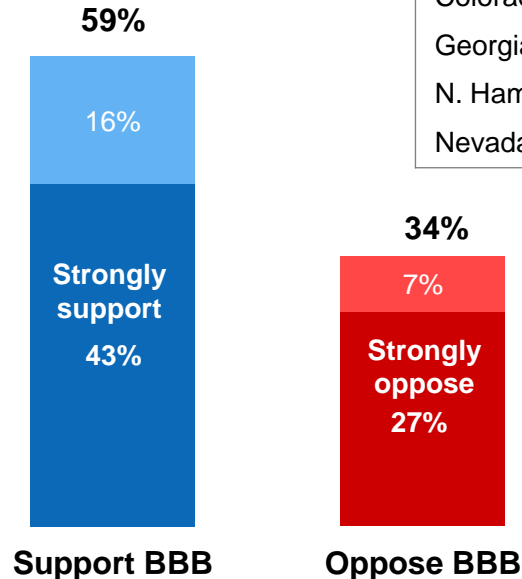
Voters in these states favor the Build Back Better Act by a wide margin.

Support for the Build Back Better Act after Description*

*Congress is considering legislation to address several needs facing the country. It would lower the cost of prescriptions and make health insurance more affordable. It would expand Medicare coverage. It would increase access to affordable home care services for the elderly, as well as increasing access to affordable child care and paid medical leave.

This legislation would take action on climate change by expanding the use of clean energy like wind and solar power and increasing energy efficiency.

This legislation, called the Build Back Better Act, would cost \$3.5 trillion spread out over 10 years and would mostly be paid for by raising taxes on corporations and the wealthy. It would not raise taxes on anyone earning under \$400,000 a year, and many families would have their taxes cut.



	Support	Oppose
Arizona	57%	37%
Colorado	59%	35%
Georgia	64%	29%
N. Hampshire	56%	38%
Nevada	60%	33%

Support for BBB spans the electorate, including by two to one among independents.

Support for Build Back Better Act

	Support	Oppose		Support	Oppose
All voters/five states	59%	34%	Men	53%	41%
Democrats	90%	6%	Women	65%	29%
Independents	62%	31%	White voters	53%	40%
Republicans	27%	66%	Black voters	90%	5%
Swing voters	62%	29%	Hispanic voters	73%	23%
Biden turnout voters	88%	7%	Age 18 to 34	72%	21%
Urban	65%	28%	Age 35 to 49	64%	29%
Suburban	63%	30%	Age 50 to 64	52%	42%
Small town/rural	53%	42%	Age 65/older	51%	43%

The climate and clean energy elements of BBB are central to its appeal.

■ Favorable ■ Not sure ■ Unfavorable

Modernize schools/public buildings so more energy efficient, incentives to improve energy efficiency of homes and businesses



Provide **tax incentives for clean energy** sources like wind and solar power, so they are widely available at lower costs



Reward electric utilities that generate more electricity every year from **clean energy** sources, like wind and solar



Help pay for legislation by charging **fees to gas companies for pollution** they create, end taxpayer subsidies for oil companies



Increase **tax credits for electric vehicles** so more affordable for the average person

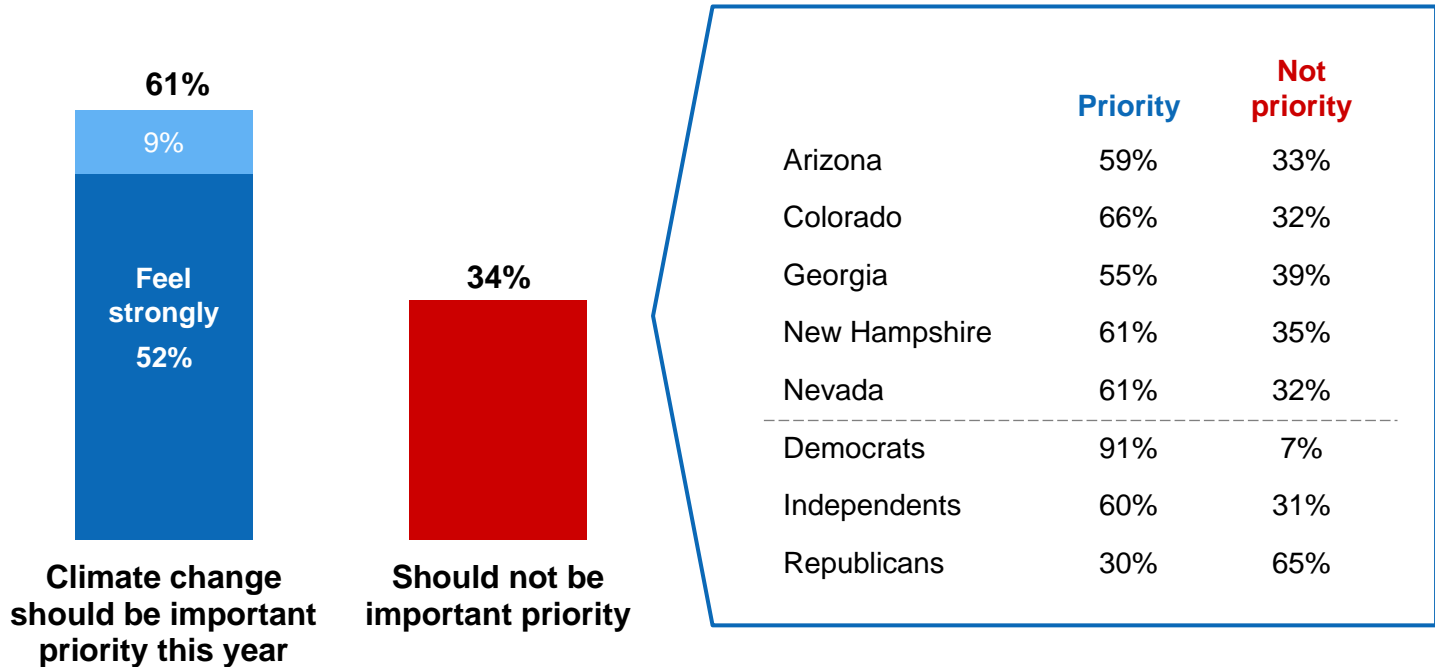


These clean energy elements are widely popular in each state.

<i>Proportions who feel favorable toward each:</i>	Arizona	Colorado	Georgia	New Hampshire	Nevada
Modernize schools/public buildings so more energy efficient, incentives to improve energy efficiency of homes and businesses	77%	79%	79%	78%	81%
Provide tax incentives for clean energy sources like wind and solar power, so they are widely available at lower costs	75%	80%	72%	75%	77%
Reward electric utilities that generate more electricity every year from clean energy sources, like wind and solar	70%	75%	75%	76%	75%
Help pay for legislation by charging fees to gas companies for pollution they create, end taxpayer subsidies for oil companies	63%	64%	60%	62%	64%
Increase tax credits for electric vehicles so more affordable for the average person	62%	68%	56%	60%	65%

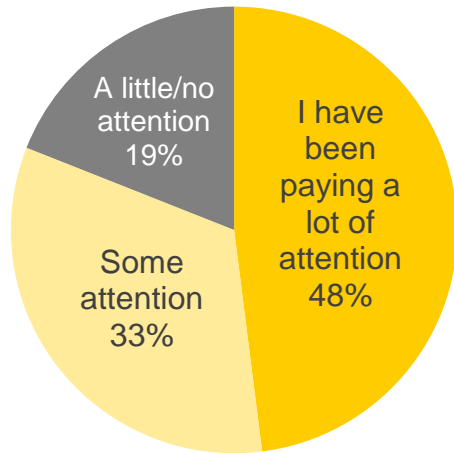
Voters in these states say dealing with climate change is a priority this year—even nearly one in three Republicans feels this way.

Do you think taking action to deal with climate change should be an important priority for the president and Congress this year?



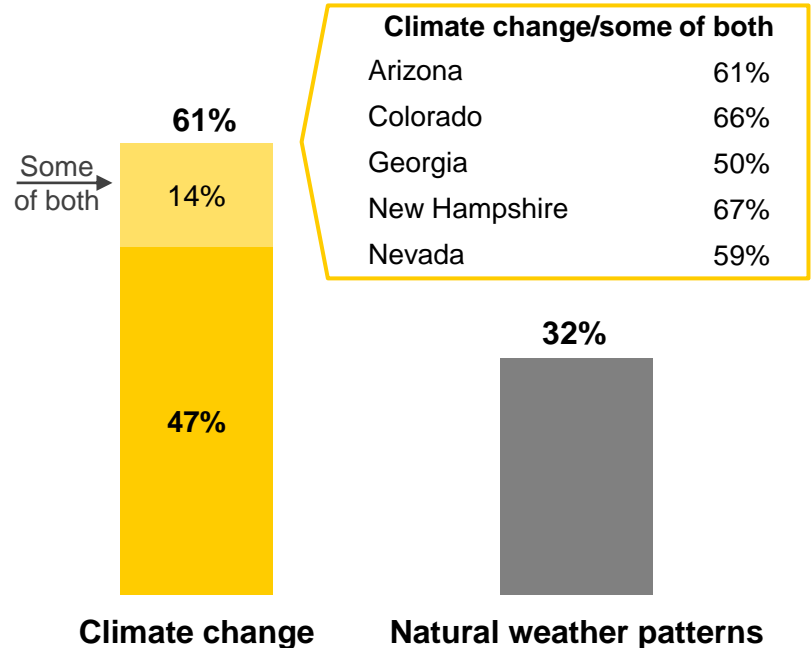
This year's repeated extreme weather events underlie voters' sense of urgency to address climate change now.

News about extreme temperatures, wildfires, hurricanes, flooding around the country



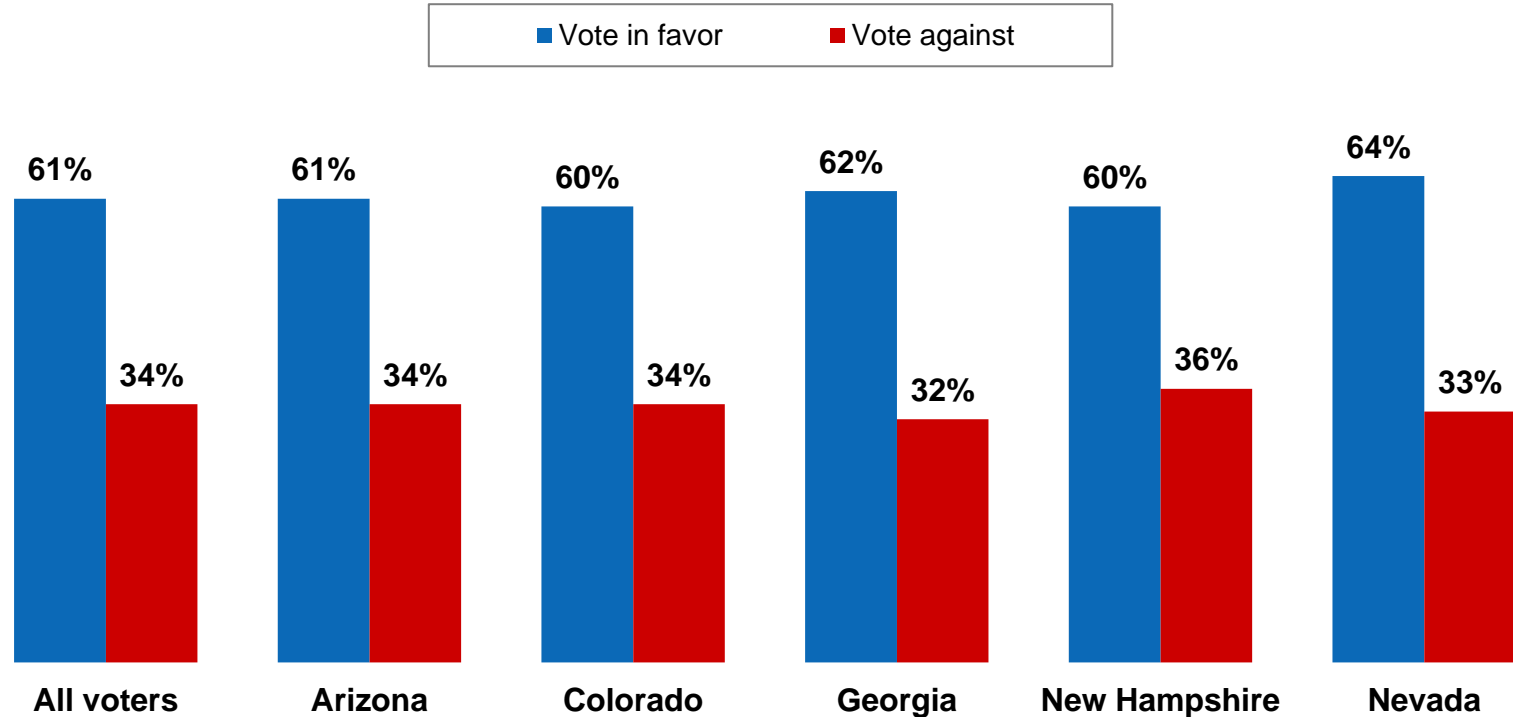
A LOT/SOME ATTENTION	All	AZ	CO	GA	NH	NV
	81%	82%	84%	73%	82%	81%

Perceived cause of the situation with extreme temperatures, wildfires, hurricanes, flooding



Voters in each state overwhelmingly say their senators should vote in favor of BBB.

How I Want my Senators to Vote on the Legislation



The desire for senators to vote in favor of BBB is strong from both the swing voters and Biden turnout voters Democrats will need next year.

How I Want my Senators to Vote on the Legislation

	Vote in favor	Vote against		Vote in favor	Vote against
All voters/five states	61%	34%	Men	55%	40%
Democrats	93%	5%	Women	67%	29%
Independents	62%	31%	White voters	56%	39%
Republicans	28%	66%	Black voters	89%	9%
Swing voters	67%	28%	Hispanic voters	74%	22%
Biden turnout voters	94%	4%	Age 18 to 34	77%	19%
Urban	68%	28%	Age 35 to 49	67%	30%
Suburban	69%	28%	Age 50 to 64	54%	40%
Small town/rural	52%	42%	Age 65/older	50%	45%

The public health, job creation, and lower utility bills are especially compelling reasons in BBB's favor.

How convincing is this reason for Congress to pass the legislation?

■ Very convincing ■ Somewhat convincing

It will **protect Americans' health** by cutting dangerous and toxic pollution in our air and water.



It will create millions of **good-paying clean energy jobs** in fast-growing industries like wind and solar and help get our economy back on track.



It will **lower utility bills** and energy costs, making life more affordable for middle-class and working families.

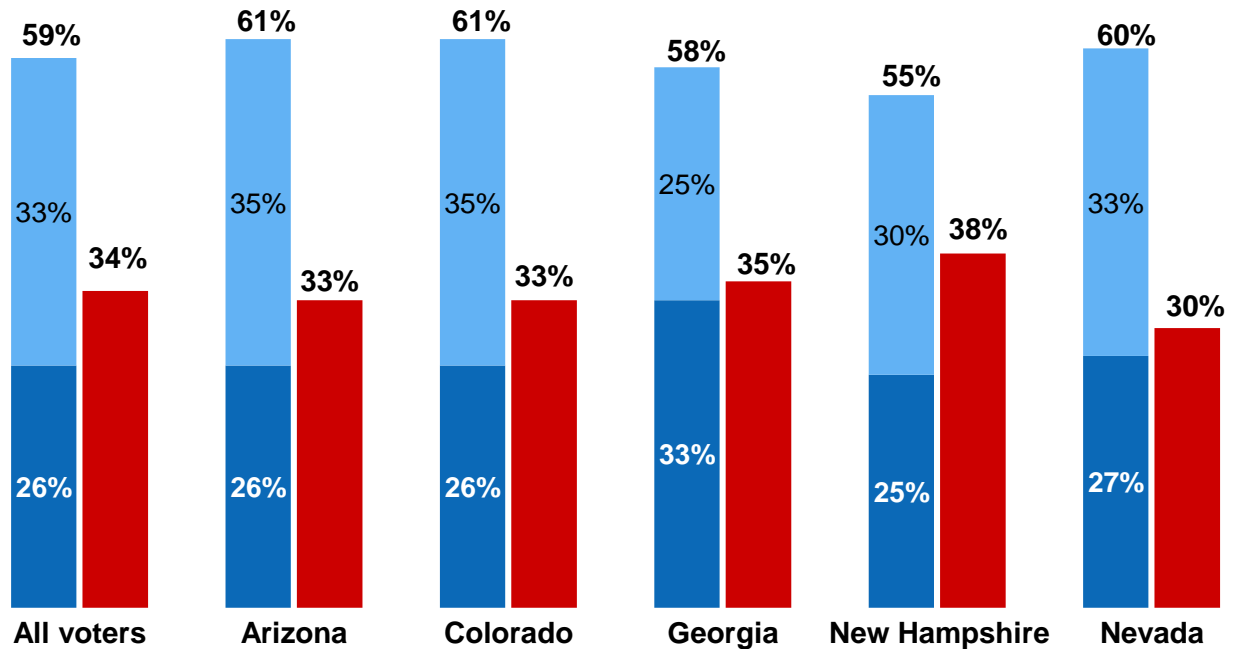


It will help **deal with the threat of climate change** that is making severe wildfires, droughts, hurricanes, and floods across the country so much worse.



Few want to pare BBB back to lower its cost, while clear majorities say the current proposed cost and scope should either be maintained or increased.

- Congress should keep costs at the current level.
- Congress should spend MORE on this legislation so it does more to address important problems and provide more help to working families, even if this means increasing the cost.
- Congress should spend LESS on this legislation to save money, even if this means doing less to address important problems and providing less help to working families



Support for scaling back the bill is mainly among Republicans.

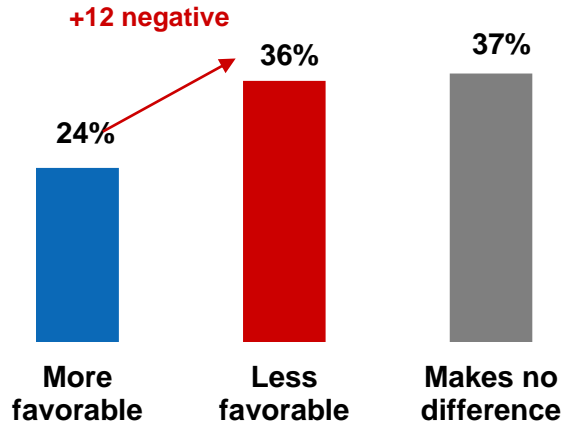
Preferred Spending Level for BBB Legislation

	Spend more/ same level	Spend less		Spend more/ same level	Spend less
All voters/five states	61%	33%	Men	54%	40%
Democrats	85%	7%	Women	63%	28%
Independents	61%	29%	White voters	54%	39%
Republicans	31%	64%	Black voters	85%	9%
Swing voters	62%	29%	Hispanic voters	71%	22%
Biden turnout voters	88%	9%	Age 18 to 34	69%	22%
Urban	69%	25%	Age 35 to 49	64%	30%
Suburban	64%	30%	Age 50 to 64	53%	40%
Small town/rural	51%	43%	Age 65/older	51%	40%

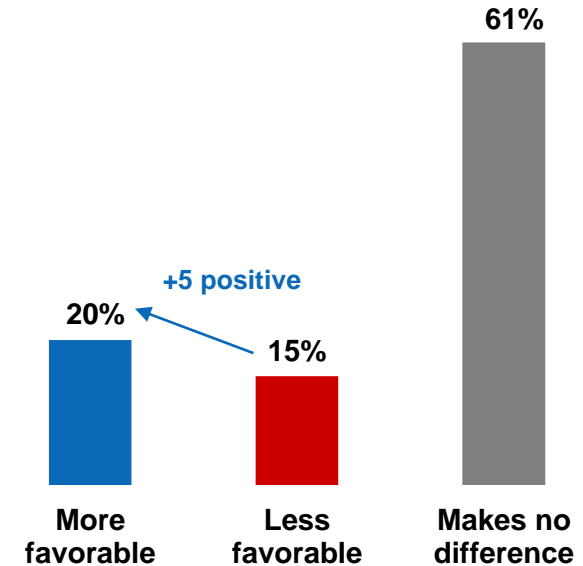
Lockstep GOP opposition to BBB harms Republicans' image but does not harm BBB itself.

*No Republicans in the U.S. Senate or U.S. House of Representatives support this legislation.
How does knowing this make you feel toward . . . ?*

Republicans in Congress*



The legislation*



*Half of respondents were asked about Republicans in Congress, the other half were asked about the legislation